



BINGHATTI
VINTAGE

TIMELESSNESS. DEFINED BY NOW





UNMISTAKABLE PRESENCE & SCALE

The illuminated geometry of the façade is a perfected technique designed to be a constant reminder against the skyline. It is the signature look of a development built for distinction.





THE FIDELITY *of* CRAFT AND VISION

Vintage is built for those who demand distinction. It is for residents who understand that true value is an asset that endures.





بن عاتق
BINGHATTI



A WORLD *of* RICHNESS

Vintage offers an expanded living experience defined by intentional richness and comfort. The amenities are built for an active community life, ensuring every need is anticipated.



LEISURE & WELLNESS

Leisure and wellness are integral to life here. Residents enjoy immediate access to Majan Park, Al Barari and the nearby leisure districts, complementing the comprehensive amenities found within Vintage itself.



A STRATEGIC SUPERLATIVE

Vintage is ideally situated in Majan, a community critically ranked for its quality of life. It embodies the ideal lifestyle blend: Urban access combined with suburban tranquility.

This strategic position offers direct access to major highways (E311, E44), providing a quieter, greener environment without compromising convenience. Vintage stands as a confident measure of Majan's flourishing future.





CONNECTED TO THE CORE.

Elevated IN EASE


The tower's strategic location ensures direct and efficient road access to core areas of Dubai. It sits near major highways such as Sheikh Mohammed Bin Zayed Road (E311), E44 Al Khail road, and Dubai - Al Ain Road. Iconic and must-visit landmarks like Downtown Dubai, Burj Khalifa and Dubai Mall are within a short 20-minute drive. Dubai International Airport (DXB) is only 20 minutes away, while major leisure hubs like Global Village and IMG Worlds of Adventure are within a 10-minute drive.

 Deep Dive Dubai
3 minutes

 Dubai Autodrome
5 minutes

 The Meydan Hotel & Race Course
8 minutes

 Topgolf Dubai
8 minutes

 Museum of the Future
12 minutes

 Dubai Safari Park
12 minutes

 Dubai International Airport (DXB)
15 minutes

 Global Village
5 minutes

 Miracle & Butterfly Garden
5 minutes

 Ras Al Khor Wildlife Sanctuary
8 minutes

 Burj Khalifa & Dubai Mall
10 minutes

 Dubai Frame
12 minutes

 Expo City Dubai
15 minutes

 Burj Al Arab & Jumeirah Beach
18 minutes





PROJECT AMENITIES

ACTIVITY. BALANCE. *Absolute*

The extensive amenity deck at Vintage is focused on elevated wellness and community engagement.



The inclusion of both padel and basketball courts ensure active lifestyles are accommodated alongside quiet spaces like the yoga zone.

PROJECT FACTS

A CURATED COLLECTION
of RESIDENCES

PROPERTY TYPE :
RESIDENTIAL

PLOT AREA :
9,132.61 SQ.M / 98,302.60 SQ.FT

DESCRIPTION :
3B + G + MEZZANINE + 4P + 36 RESIDENTIAL FLOORS
+ MECHANICAL ROOM + ROOF

NUMBER OF UNITS :
STUDIO: 1,291
1 BEDROOM: 238
2 BEDROOM: 43

TOTAL UNITS :
RESIDENTIAL UNITS: 1,572





CLARITY & INTENTION COMBINED

Vintage's interiors are a study in intentional richness. They mirror the exterior's mastery, where deliberate comfort is achieved through refined material palettes. Every finish, from tactile stone to curated glass, bronze and natural hues are chosen for their enduring quality and depth.

FABRIC



TRAVARTINE




BRASS




WALNUT SAVANAH

METALIC GLASS



ACCENT MARBLE

LIGHT PETAL PAINT



LEATHER



OLIVES TREE

Subtle yet rich textures create an equally serene living space. This sophisticated approach ensures a sense of clarity and boundless space, reaffirming Vintage as a symbol that ages into distinction.





FLOOR PLANS

THE RESIDENCES ARE DESIGNED *for*
OPTIMAL FLOW AND FUNCTIONALITY



The unit mix ensures high efficiency and robust rental demand, focusing on the most sought-after configurations in Majan.
All Studio, 1-Bedroom and 2-Bedroom residences are perfectly suited for those seeking smart, high-value living



A SYMBOL THAT AGES *into* PROVENANCE

The curated facilities include a suite of wellness and leisure options, from active zones with padel and basketball courts, gyms and jogging tracks, to aquatic areas with multiple pools, shaded areas and an outdoor cinema.





STUDIO TYPE 01

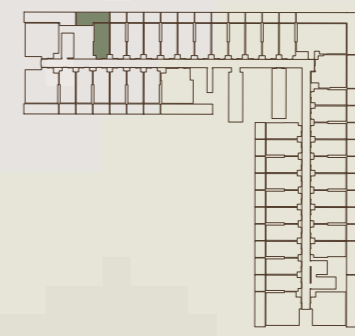
BINGHATTI VINTAGE



AREA	SQ. M	SQ. FT
SUITE AREA	28.02 m ²	301.60 ft ²
BALCONY AREA	19.47 m ²	209.57 ft ²
TOTAL UNIT AREA	47.49 m ²	511.18 ft ²

FLAT DESIGN COMPONENTS

STUDIO	13 m ²
KITCHEN	7 m ²
BATH	4 m ²



STUDIO TYPE 02

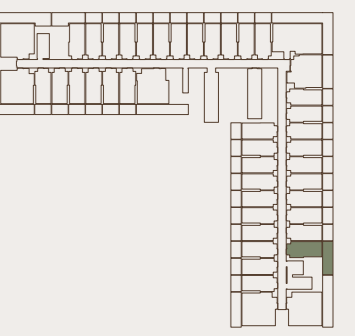
BINGHATTI VINTAGE



AREA	SQ. M	SQ. FT
SUITE AREA	26.73 m ²	287.72 ft ²
BALCONY AREA	25.50 m ²	274.48 ft ²
TOTAL UNIT AREA	52.23 m ²	562.20 ft ²

FLAT DESIGN COMPONENTS

STUDIO	13 m ²
KITCHEN	7 m ²
BATH	4 m ²



Disclaimer: 1. All room dimensions are measured to structural elements and exclude wall finishes and construction tolerances. 2. All dimensions have been provided by our consultant architects. 3. All materials, dimensions and drawings are approximate. Information is subject to change without notice. 4. Actual suite area may vary from the stated area. Drawings not to scale. The developer reserves the right to make revisions. 5. Calculation of suite area is measured as the area bounded by the centre line of demising or partition walls separating one unit from another unit, the exterior face of all exterior walls, and the exterior face of the corridor wall enclosing the adjoining unit. 6. Calculation of balcony area is measured as the area bounded by the centre line of demising or partition walls separating one unit from another unit, the outmost face of the enclosing guard and the external face of the adjoining balcony. 7. The units are measured at typical floor in the building. Columns may vary in size depending on the floor level. 8. For each unit type, unit sizes and details might be slightly different. Please refer to the sales and purchase agreement for the actual size of each specific unit.

تنويه: 1. إن أبعاد الغرف يتم قياسها طبقاً للعناصر الهيكلية مع استبعاد تشطيبات الجدران ودرجة تحمل البناء. 2. جميع القياسات تم تزويدها من قبل المهندسين المعماريين الاستشاريين لدينا. 3. جميع المواد والأبعاد والرسومات تقريبية. تخضع المعلومات للتغيير دون إشعار مسبق. 4. قد تختلف منطقة الجناح الفعلي عن المساحة المذكورة. الرسومات لا يتم توسيع نطاقها. يحتفظ المطور بالحق في إجراء التغييرات. 5. يتم قياس حساب منطقة الجناح كمنطقة يحدها الخط المركزي للجدران الفاصلة أو الفاصلة التي تفصل وحدة عن وحدة أخرى. والوجه الخارجي لجميع الجدران الخارجية، والوجه الخارجي لجدار الممر المحيط بالوحدة المجاورة. 6. ويقاس حساب منطقة الشرفة على أنها المنطقة التي يحدها الخط المركزي للجدران الفاصلة أو الفاصلة التي تفصل وحدة عن وحدة أخرى. والوجه الأبعد للخارج للمرفق والوجه الخارجي للشرفة المجاورة. 7. يتم قياس الوحدات في الطابق النموذجي في المبنى. قد تختلف الأعمدة في الحجم حسب مستوى الطابق. 8. قد تكون أحجام الوحدات والتفاصيل المتعلقة بها مختلفة وذلك حسب نوع الوحدة. يرجى الرجوع إلى اتفاقية البيع والشراء لمعرفة الحجم الفعلي لكل وحدة.



1 BEDROOM TYPE 01

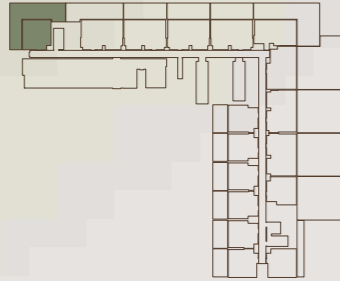
BINGHATTI VINTAGE



AREA	SQ. M	SQ. FT
SUITE AREA	56.34 m ²	606.44 ft ²
BALCONY AREA	84.91 m ²	913.96 ft ²
TOTAL UNIT AREA	141.25 m ²	1520.40 ft ²

FLAT DESIGN COMPONENTS

BATHROOM	5 m ²	KITCHEN	8 m ²
BEDROOM	15 m ²	CORRIDOR	3 m ²
LIVING & DINING	17 m ²	W.C	3 m ²



1 BEDROOM TYPE 02

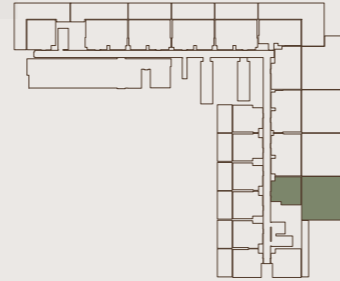
BINGHATTI VINTAGE



AREA	SQ. M	SQ. FT
SUITE AREA	51.91 m ²	558.75 ft ²
BALCONY AREA	127.83 m ²	1376.95 ft ²
TOTAL UNIT AREA	179.74 m ²	1934.71 ft ²

FLAT DESIGN COMPONENTS

BATHROOM	5 m ²	KITCHEN	6 m ²
BEDROOM	13 m ²	CORRIDOR	4 m ²
LIVING & DINING	16 m ²	W.C	3 m ²



1 BEDROOM TYPE 03

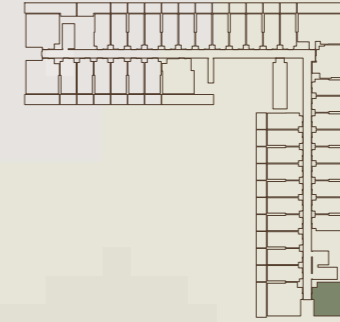
BINGHATTI VINTAGE



AREA	SQ. M	SQ. FT
SUITE AREA	55.28 m ²	595.03 ft ²
BALCONY AREA	28.09 m ²	302.36 ft ²
TOTAL UNIT AREA	83.37 m ²	897.39 ft ²

FLAT DESIGN COMPONENTS

M. BATHROOM	5 m ²	KITCHEN	8 m ²
M. BEDROOM	15 m ²	CORRIDOR	3 m ²
LIVING & DINING	17 m ²	W.C	3 m ²



1 BEDROOM TYPE 04

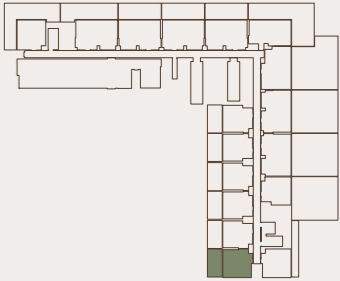
BINGHATTI VINTAGE



AREA	SQ. M	SQ. FT
SUITE AREA	53.59 m ²	576.84 ft ²
BALCONY AREA	26.72 m ²	287.61 ft ²
TOTAL UNIT AREA	80.31 m ²	864.45 ft ²

FLAT DESIGN COMPONENTS

M. BATHROOM	5 m ²	KITCHEN	8 m ²
M. BEDROOM	15 m ²	CORRIDOR	3 m ²
LIVING & DINING	17 m ²	W.C	3 m ²



Disclaimer: 1. All room dimensions are measured to structural elements and exclude wall finishes and construction tolerances. 2. All dimensions have been provided by our consultant architects. 3. All materials, dimensions and drawings are approximate. Information is subject to change without notice. 4. Actual suite area may vary from the stated area. Drawings not to scale. The developer reserves the right to make revisions. 5. Calculation of suite area is measured as the area bounded by the centre line of demising or partition walls separating one unit from another unit, the exterior face of all exterior walls, and the exterior face of the corridor wall enclosing the adjoining unit. 6. Calculation of balcony area is measured as the area bounded by the centre line of demising or partition walls separating one unit from another unit, the outmost face of the enclosing guard and the external face of the adjoining balcony. 7. The units are measured at typical floor in the building. Columns may vary in size depending on the floor level. 8. For each unit type, unit sizes and details might be slightly different. Please refer to the sales and purchase agreement for the actual size of each specific unit.

تنويه: 1. إن أبعاد الغرف يتم قياسها طبقاً للعناصر الهيكلية مع استبعاد تشطيبات الجدران ودرجة تحمل البناء. 2. جميع القياسات تم تزويدها من قبل المهندسين المعماريين الاستشاريين لدينا. 3. جميع المواد والأبعاد والرسومات تقريبية. تخضع المعلومات للتغيير دون إشعار مسبق. 4. قد تختلف منطقة الجناح الفعلي عن المساحة المذكورة. الرسومات لا يتم توسيع نطاقها. يحتفظ المطور بالحق في إجراء التغييرات. 5. يتم قياس حساب منطقة الجناح كمنطقة يحدها الخط المركزي للجدران الفاصلة أو الفاصلة التي تفصل وحدة عن وحدة أخرى، والوجه الخارجي لجميع الجدران الخارجية، والوجه الخارجي لجدار الممر المحيط بالوحدة المجاورة. 6. ويقاس حساب منطقة الشرفة على أنها المنطقة التي يحدها الخط المركزي للجدران الفاصلة أو الفاصلة التي تفصل وحدة عن وحدة أخرى، والوجه الأبعد للخارج للمرفق والوجه الخارجي للشرفة المجاورة. 7. يتم قياس الوحدات في الطابق النموذجي في المبنى. قد تختلف الأعمدة في الحجم حسب مستوى الطابق. 8. قد تكون أحجام الوحدات والتفاصيل المتعلقة بها مختلفة وذلك حسب نوع الوحدة. يرجى الرجوع إلى اتفاقية البيع والشراء لمعرفة الحجم الفعلي لكل وحدة.

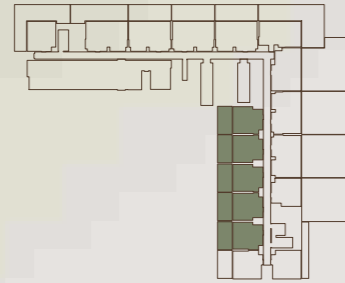
1 BEDROOM TYPE 05

BINGHATTI VINTAGE



AREA	SQ. M	SQ. FT
SUITE AREA	51.47 m ²	554.02 ft ²
BALCONY AREA	27.00 m ²	290.63 ft ²
TOTAL UNIT AREA	78.47 m ²	844.64 ft ²

FLAT DESIGN COMPONENTS			
M. BATHROOM	5 m ²	KITCHEN	6 m ²
M. BEDROOM	13 m ²	CORRIDOR	4 m ²
LIVING & DINING	16 m ²	W.C	3 m ²



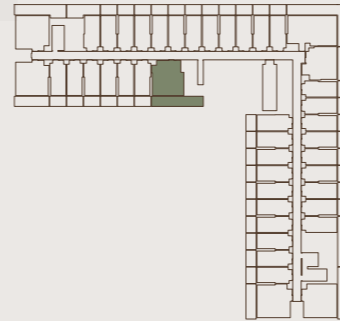
1 BEDROOM TYPE 06

BINGHATTI VINTAGE



AREA	SQ. M	SQ. FT
SUITE AREA	51.84 m ²	558.00 ft ²
BALCONY AREA	25.68 m ²	276.42 ft ²
TOTAL UNIT AREA	77.52 m ²	834.42 ft ²

FLAT DESIGN COMPONENTS			
M. BATHROOM	5 m ²	KITCHEN	6 m ²
M. BEDROOM	13 m ²	CORRIDOR	4 m ²
LIVING & DINING	16 m ²	W.C	3 m ²



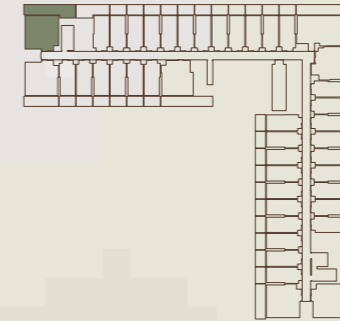
1 BEDROOM TYPE 07

BINGHATTI VINTAGE



AREA	SQ. M	SQ. FT
SUITE AREA	54.94 m ²	591.37 ft ²
BALCONY AREA	27.98 m ²	301.17 ft ²
TOTAL UNIT AREA	82.92 m ²	892.54 ft ²

FLAT DESIGN COMPONENTS			
M. BATHROOM	5 m ²	KITCHEN	8 m ²
M. BEDROOM	15 m ²	CORRIDOR	3 m ²
LIVING & DINING	17 m ²	W.C	3 m ²



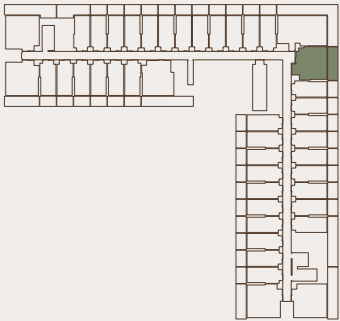
1 BEDROOM TYPE 08

BINGHATTI VINTAGE



AREA	SQ. M	SQ. FT
SUITE AREA	49.40 m ²	531.74 ft ²
BALCONY AREA	16.20 m ²	174.38 ft ²
TOTAL UNIT AREA	65.60 m ²	706.11 ft ²

FLAT DESIGN COMPONENTS			
M. BATHROOM	4 m ²	KITCHEN	6 m ²
M. BEDROOM	13 m ²	CORRIDOR	3 m ²
LIVING & DINING	16 m ²	W.C	3 m ²



Disclaimer: 1. All room dimensions are measured to structural elements and exclude wall finishes and construction tolerances. 2. All dimensions have been provided by our consultant architects. 3. All materials, dimensions and drawings are approximate. Information is subject to change without notice. 4. Actual suite area may vary from the stated area. Drawings not to scale. The developer reserves the right to make revisions. 5. Calculation of suite area is measured as the area bounded by the centre line of demising or partition walls separating one unit from another unit, the exterior face of all exterior walls, and the exterior face of the corridor wall enclosing the adjoining unit. 6. Calculation of balcony area is measured as the area bounded by the centre line of demising or partition walls separating one unit from another unit, the outmost face of the enclosing guard and the external face of the adjoining balcony. 7. The units are measured at typical floor in the building. Columns may vary in size depending on the floor level. 8. For each unit type, unit sizes and details might be slightly different. Please refer to the sales and purchase agreement for the actual size of each specific unit.

تنويه: 1. إن أبعاد الغرف يتم قياسها طبقاً للعناصر الهيكلية مع استبعاد تشطيبات الجدران ودرجة تحمل البناء. 2. جميع القياسات تم تزويدها من قبل المهندسين المعماريين الاستشاريين لدينا. 3. جميع المواد والأبعاد والرسومات تقريبية. تخضع المعلومات للتغيير دون إشعار مسبق. 4. قد تختلف منطقة الجناح الفعلي عن المساحة المذكورة. الرسومات لا يتم توسيع نطاقها. يحتفظ المطور بالحق في إجراء التغييرات. 5. يتم قياس حساب منطقة الجناح كمنطقة يحدها الخط المركزي للجدران الفاصلة أو الفاصلة التي تفصل وحدة عن وحدة أخرى، والوجه الخارجي لجميع الجدران الخارجية، والوجه الخارجي لجدار الممر المحيط بالوحدة المجاورة. 6. ويقاس حساب منطقة الشرفة على أنها المنطقة التي يحدها الخط المركزي للجدران الفاصلة أو الفاصلة التي تفصل وحدة عن وحدة أخرى، والوجه الأبعد للحارس المرفق والوجه الخارجي للشرفة المجاورة. 7. يتم قياس الوحدات في الطابق النموذجي في المبنى. قد تختلف الأعمدة في الحجم حسب مستوى الطابق. 8. قد تكون أحجام الوحدات والتفاصيل المتعلقة بها مختلفة وذلك حسب نوع الوحدة. يرجى الرجوع إلى اتفاقية البيع والشراء لمعرفة الحجم الفعلي لكل وحدة.



AN INVESTMENT *in* ENDURING PROVENANCE

The unit mix is focused on high efficiency and maximising strong rental returns. Every layout is designed to integrate the sophistication and elegant mastery of the Vintage design into the personal living space



2 BEDROOM TYPE 01

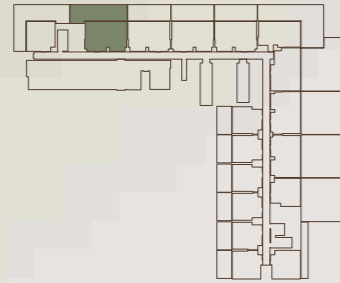
BINGHATTI VINTAGE



AREA	SQ. M	SQ. FT
SUITE AREA	82.74 m ²	890.61 ft ²
BALCONY AREA	63.21 m ²	680.39 ft ²
TOTAL UNIT AREA	145.95 m ²	1570.99 ft ²

FLAT DESIGN COMPONENTS

M. BATHROOM	5 m ²	KITCHEN & DINING	7 m ²
M. BEDROOM	16 m ²	CORRIDOR	8 m ²
BATHROOM	4 m ²	LAUNDRY	1 m ²
BEDROOM	14 m ²	W.C	2 m ²
LIVING	16 m ²		



2 BEDROOM TYPE 02

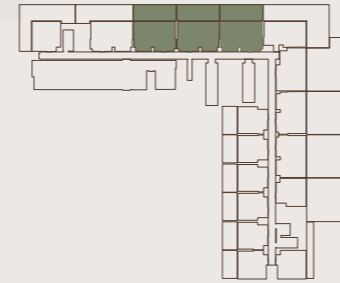
BINGHATTI VINTAGE



AREA	SQ. M	SQ. FT
SUITE AREA	81.03 m ²	872.20 ft ²
BALCONY AREA	44.82 m ²	482.44 ft ²
TOTAL UNIT AREA	125.85 m ²	1354.64 ft ²

FLAT DESIGN COMPONENTS

M. BATHROOM	5 m ²	KITCHEN & DINING	7 m ²
M. BEDROOM	16 m ²	CORRIDOR	8 m ²
BATHROOM	4 m ²	LAUNDRY	1 m ²
BEDROOM	14 m ²	W.C	2 m ²
LIVING	16 m ²		



2 BEDROOM TYPE 03

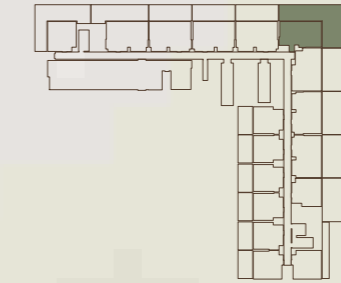
BINGHATTI VINTAGE



AREA	SQ. M	SQ. FT
SUITE AREA	71.50 m ²	769.62 ft ²
BALCONY AREA	92.31 m ²	993.62 ft ²
TOTAL UNIT AREA	163.81 m ²	1763.24 ft ²

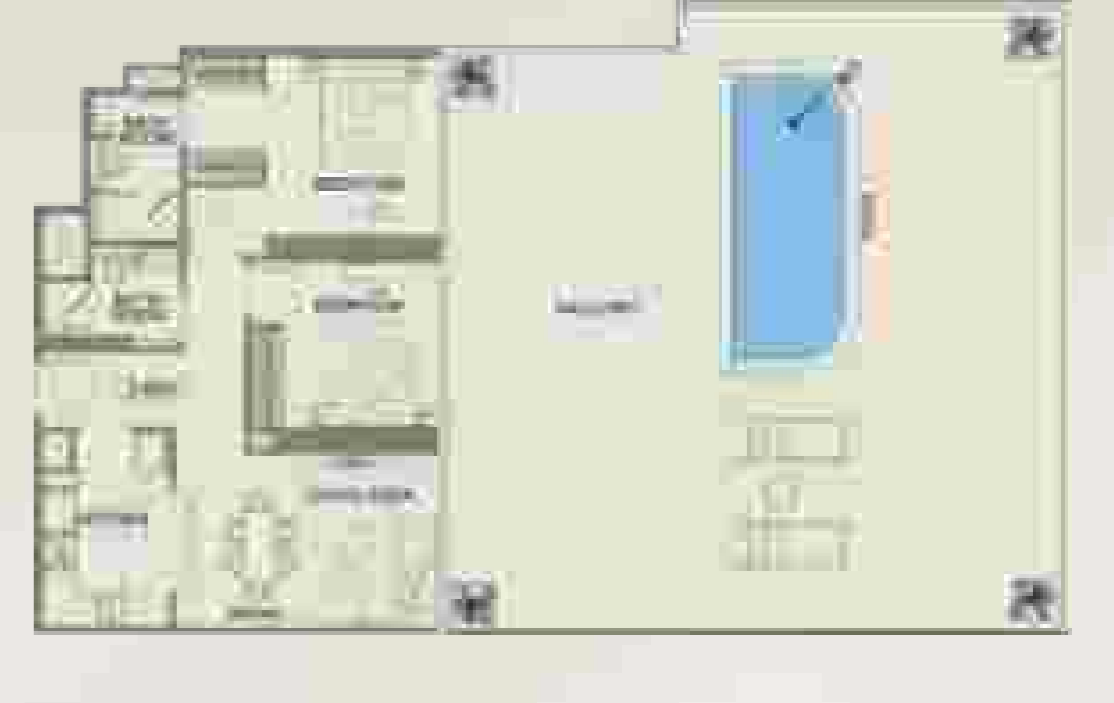
FLAT DESIGN COMPONENTS

M. BATHROOM	5 m ²	LIVING & DINING	14 m ²
M. BEDROOM	14 m ²	KITCHEN	6 m ²
BATHROOM	5 m ²	CORRIDOR	8 m ²
BEDROOM	12 m ²		



2 BEDROOM TYPE 04

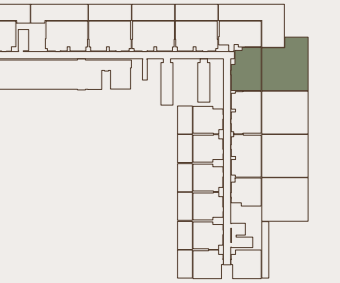
BINGHATTI VINTAGE



AREA	SQ. M	SQ. FT
SUITE AREA	77.40 m ²	833.13 ft ²
BALCONY AREA	133.54 m ²	1437.41 ft ²
TOTAL UNIT AREA	210.94 m ²	2270.54 ft ²

FLAT DESIGN COMPONENTS

M. BATHROOM	5 m ²	LIVING & DINING	17 m ²
M. BEDROOM	16 m ²	KITCHEN	8 m ²
BATHROOM	4 m ²	CORRIDOR	7 m ²
BEDROOM	11 m ²		



Disclaimer: 1. All room dimensions are measured to structural elements and exclude wall finishes and construction tolerances. 2. All dimensions have been provided by our consultant architects. 3. All materials, dimensions and drawings are approximate. Information is subject to change without notice. 4. Actual suite area may vary from the stated area. Drawings not to scale. The developer reserves the right to make revisions. 5. Calculation of suite area is measured as the area bounded by the centre line of demising or partition walls separating one unit from another unit, the exterior face of all exterior walls, and the exterior face of the corridor wall enclosing the adjoining unit. 6. Calculation of balcony area is measured as the area bounded by the centre line of demising or partition walls separating one unit from another unit, the outmost face of the enclosing guard and the external face of the adjoining balcony. 7. The units are measured at typical floor in the building. Columns may vary in size depending on the floor level. 8. For each unit type, unit sizes and details might be slightly different. Please refer to the sales and purchase agreement for the actual size of each specific unit.

تنويه: 1. إن أبعاد الغرف يتم قياسها طبقاً للعناصر الهيكلية مع استبعاد تشطيبات الجدران ودرجة تحمل البناء. 2. جميع القياسات تم تزويدها من قبل المهندسين المعماريين الاستشاريين لدينا. 3. جميع المواد والأبعاد والرسومات تقريبية. تخضع المعلومات للتغيير دون إشعار مسبق. 4. قد تختلف منطقة الجناح الفعلي عن المساحة المذكورة. الرسومات لا يتم توسيع نطاقها. يحتفظ المطور بالحق في إجراء التغييرات. 5. يتم قياس حساب منطقة الجناح كمنطقة يحدها الخط المركزي للجدران الفاصلة أو الفاصلة التي تفصل وحدة عن وحدة أخرى. والوجه الخارجي لجميع الجدران الخارجية، والوجه الخارجي لجدار الممر المحيط بالوحدة المجاورة. 6. ويقاس حساب منطقة الشرفة على أنها المنطقة التي يحدها الخط المركزي للجدران الفاصلة أو الفاصلة التي تفصل وحدة عن وحدة أخرى. والوجه الأبعد للحارس المرفق والوجه الخارجي للشرفة المجاورة. 7. يتم قياس الوحدات في الطابق النموذجي في المبنى. قد تختلف الأعمدة في الحجم حسب مستوى الطابق. 8. قد تكون أحجام الوحدات والتفاصيل المتعلقة بها مختلفة وذلك حسب نوع الوحدة. يرجى الرجوع إلى اتفاقية البيع والشراء لمعرفة الحجم الفعلي لكل وحدة.





CURATED *in* SMART COMFORT

Residences feature sophisticated interiors defined by intentional richness. Stone, glass and fine finishes create an atmosphere of deliberate comfort.



 **BINGHATTI**
B E S P O K E

Bespoke Living Binghatti *Style*

EXPERT PROPERTY SERVICES
ALL UNDER ONE ROOF



Property
Management



Unit
Resale



Parking
Sale



Holiday
Homes



Annual
Maintenance



FURNITURE
PACKAGES



ONE SCAN
ALL SOLUTION





ABOUT THE BRAND

A LEGACY *of* ARCHITECTURAL ARTISTRY

Binghatti Holding Limited is a vertically integrated real estate developer **founded in 2008** with roots as a contractor before transitioning into full-scale development. Leveraging in-house design, development, construction and delivery capabilities, the Group stands out as one of Dubai's most avant-garde private developers, operating across the full market spectrum from affordable housing to ultra luxury branded residences.

With a total portfolio **exceeding 80 projects** valued at over **AED 80 Billion**, Binghatti has **delivered more than 50 projects** to date and maintains a robust pipeline of approximately **30 million square footage of sellable area**.

Binghatti delivers across the housing ladder from affordable and mid-market homes to premium and ultra luxury branded residences differentiating itself through design led products, branded collaborations and a consistent focus on customer outcomes. The developer's contractor heritage underpins its operational agility and ability to scale across segments.

Sustainability is embedded across Binghatti's developments through energy efficient technologies, responsible materials selection and long-term value creation strategies that enhance returns for stakeholders and liveability for residents.

Founded on contractor roots and built around a vertically integrated model, Binghatti Holding continues to expand its real estate portfolio to meet growing market demand, delivering quality projects across every market tier while prioritising design, delivery excellence and sustainable outcomes.

Muhammad Binghatti

